

CNIX® Opus/W DOCUMENT



[Ready to buy](#)



[Trial Software](#)

Opus/W Document is a document management and control system that gives enterprises of any size the ability to quickly archive, version, find, share and access documents of all types, from a web browser, wherever you are.

Only \$995CDN≈\$995USD per server install.

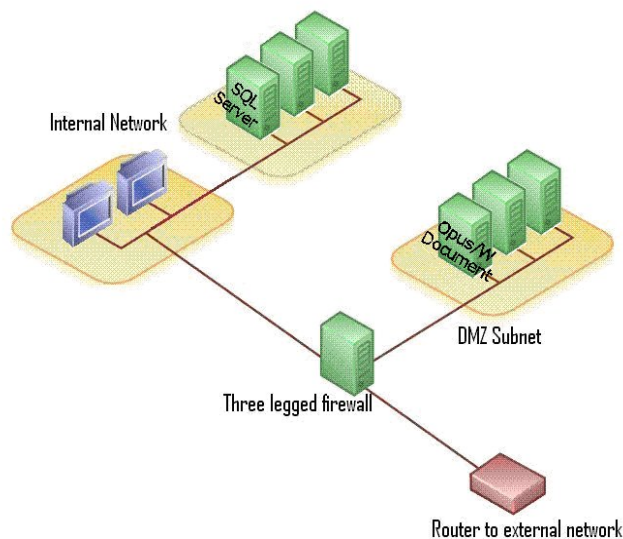
1. [Features](#)
2. [Product Documentation](#)
3. [Pricing](#)
4. [Support and Software Upgrade](#)
5. [End User License Agreement](#)
6. [Trial Software](#)
7. [Release Notes](#)

1. Features

Opus/W Document employs a sophisticated yet easily manageable permission based system to control the accessibility of corporate information. It allows you to control how information is made available to partners, users and other stakeholders.

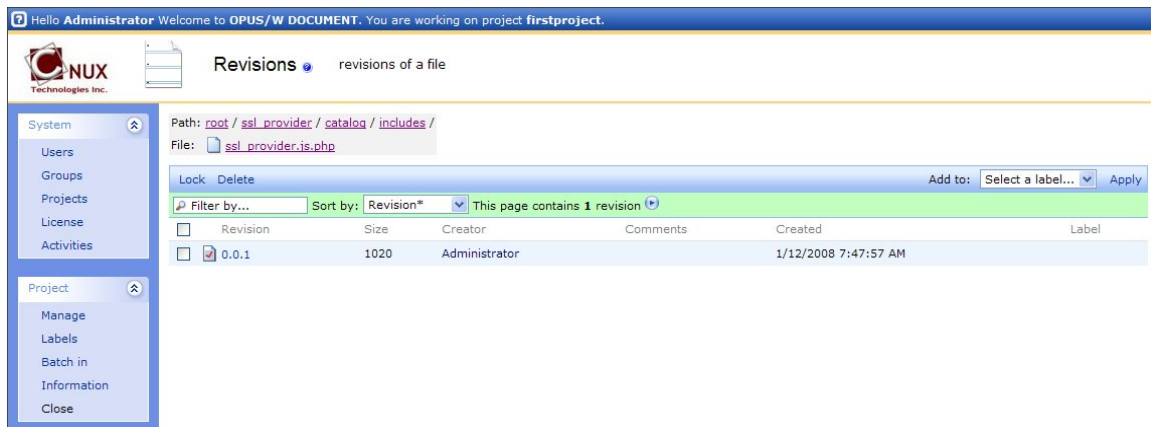
Centralized Electronic Storage

All important files, images, and documents are stored in a centralized SQL Server repository which can be accessed from anywhere within the corporate network or over the internet using a web browser.



Version Control

With Opus/W Document the maintenance of revision history of any document is completely automated. Authorised users can check out and work on a document. When the finished document is checked in a new revision is automatically created and the revision history is updated. During the editing process other users can still read the previous revision, and are aware a new revision is being created.



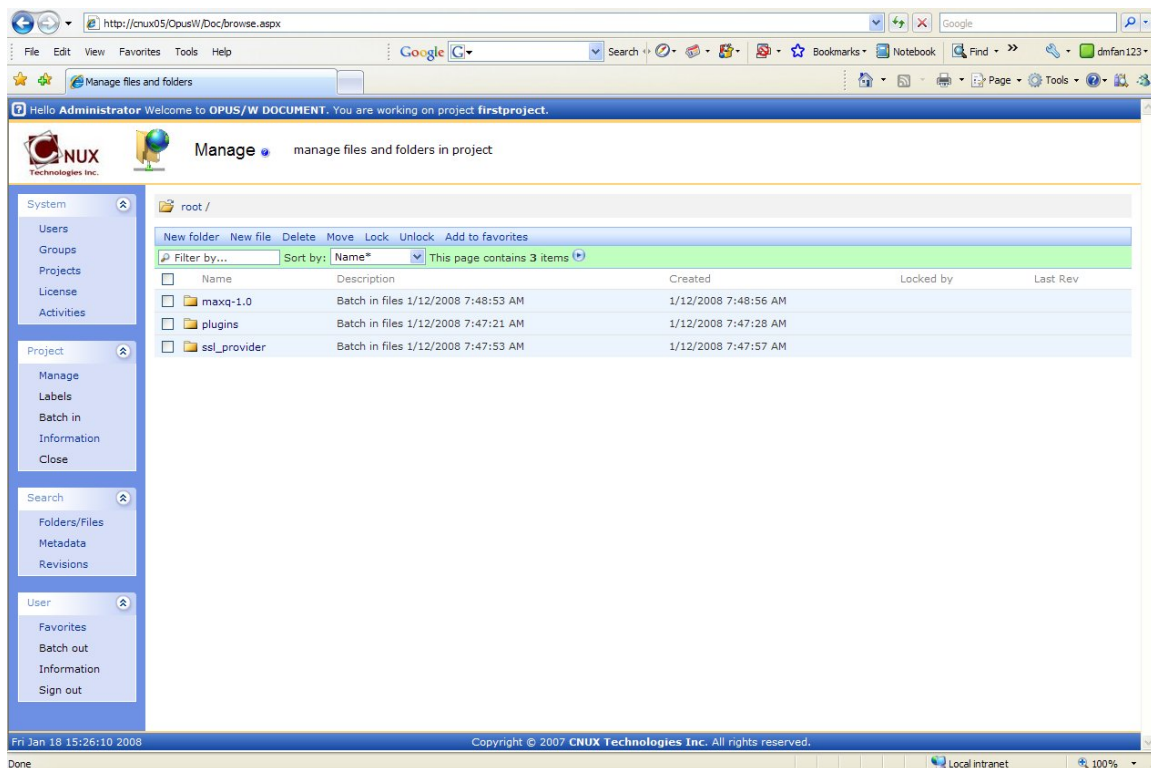
The screenshot shows the 'Revisions' page in the OPUS/W DOCUMENT interface. The page title is 'Revisions' and it indicates 'revisions of a file'. The path is 'root / ssl_provider / catalog / includes /' and the file is 'ssl_provider.is.php'. There are 'Lock' and 'Delete' buttons. A table shows the revision history:

Revision	Size	Creator	Comments	Created	Label
<input checked="" type="checkbox"/> 0.0.1	1020	Administrator		1/12/2008 7:47:57 AM	

Archival and Retrieval

Every revision of a document and its history is stored. Opus/W Document provides the capability of searching on the description, name, creation date and metadata of the documents. Access to the documents is provided through a simple and easy to use web interface.

Documents in Opus/W Document are organized and presented in a familiar folder hierarchy, just like how they would on your personal computer or network file server.



The screenshot shows the 'Manage' page in the OPUS/W DOCUMENT interface. The page title is 'Manage' and it indicates 'manage files and folders in project'. The path is 'root /'. There are buttons for 'New folder', 'New file', 'Delete', 'Move', 'Lock', 'Unlock', and 'Add to favorites'. A table shows the folder hierarchy:

Name	Description	Created	Locked by	Last Rev
<input type="checkbox"/> maxq-1.0	Batch in files 1/12/2008 7:48:53 AM	1/12/2008 7:48:56 AM		
<input type="checkbox"/> plugins	Batch in files 1/12/2008 7:47:21 AM	1/12/2008 7:47:28 AM		
<input type="checkbox"/> ssl_provider	Batch in files 1/12/2008 7:47:53 AM	1/12/2008 7:47:57 AM		

Search

Search is used to find subfolders and files, all the files locked by a user, or all locked files using a search criteria. The criteria wild cards *, substitution ? and range [] are supported.

Metadata

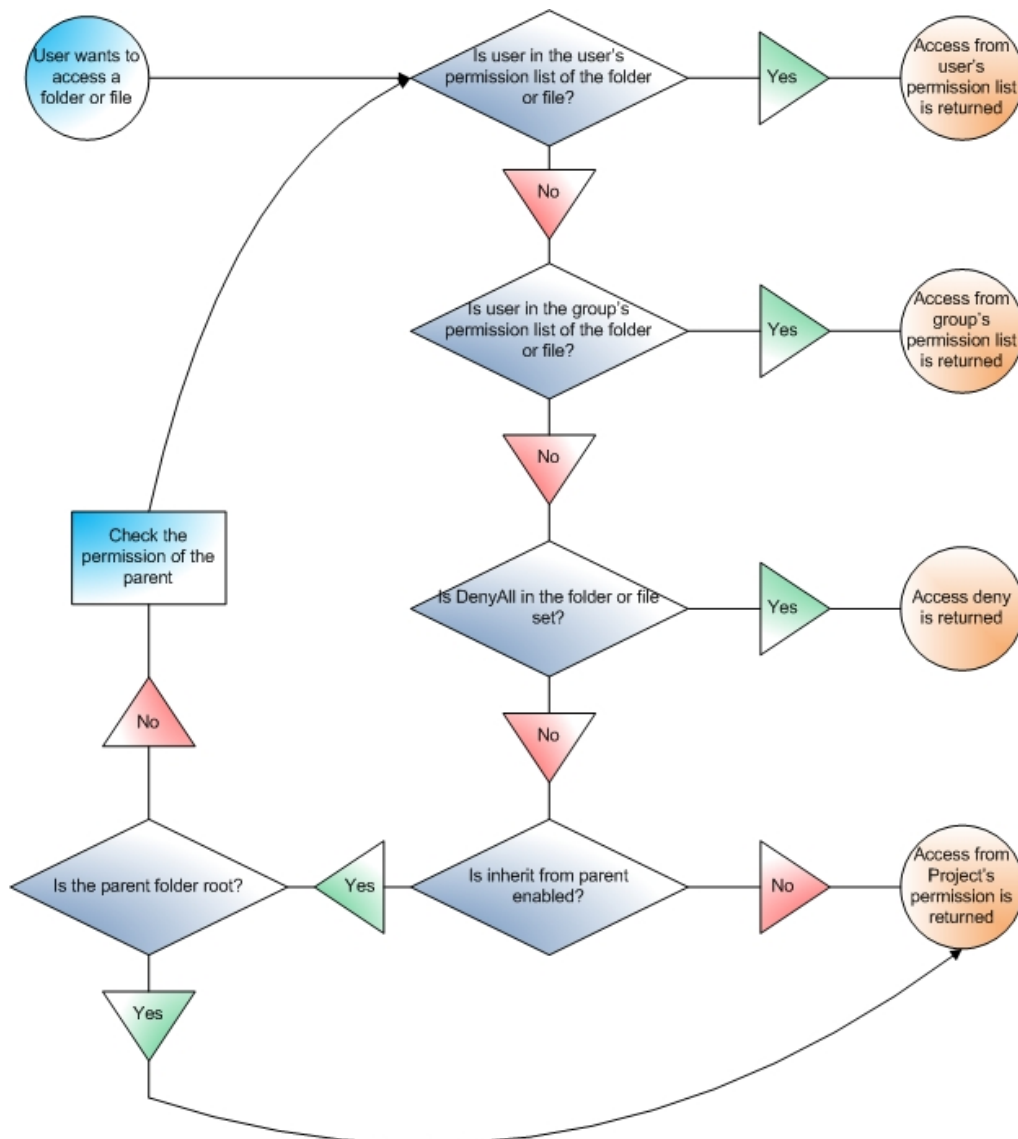
Metadata are extra attributes that can be associated with a file. Currently supported file metadata are: author, keywords, type, owner, and subject.

Organization Control

By employing concepts of Projects, Users, Groups and Roles, Opus/W Document provides a flexible and customizable architecture that allows you to organize and access documents depending on the structure of your organization, whether it is by geographical location, department, system, discipline, etc.

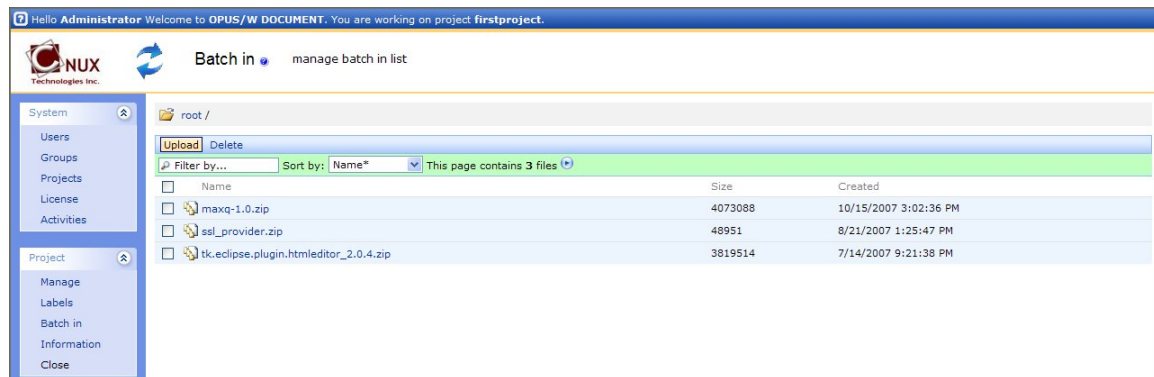
Access Control: Permission and Security

A flexible and sophisticated permission based system allows the administrator to control user's read and write permission to the documents. Combined role-based and user/group security model provides total control on security of your sensitive documents.



Batch Operations

Opus/W Document provides tools to assist with loading/unloading of data in the form of zip files from/to the file system either on your personal computer or company network. Directory trees can be easily imported into/exported from Opus/W Document while preserving the hierarchy of folders, sub-folders and files.



Record Locking

A very easy to use and intuitive mechanism that allows locking of multiple records and folders before revisions are made to documents. Record locking prevents multiple users from revising the same documents unknowingly.

Labels

A label is the tag for a group of document revisions. When a group of documents is released, there is a need to distinguish it from other releases. This labelling feature allows easy tracking of iterations of releases.

Favorites

Favorites are used to maintain a list of files that are frequently accessed. Instead of searching, it gives the user one click access to the list of files of interest.

Compatibility

Opus/W Document is built for the Microsoft® ASP.Net Framework 2.0, 3.0 and 3.5.

Localization - Multi-language support

The internet is without borders, and so should your web application. Opus/W Document is multi-language Unicode compatible. All user character attributes are defined as Unicode columns to record data of any language.

2. Product Documentation

A complete User Guide that includes

- SQL Server database schema installation instructions
- ASP pages set up
- System Concepts
- Operations
- Administrators Guide



User Guide v2.0.3

Contents

Chapter 1. Introduction.....	8
1.1 Centralized Electronic Storage	8
1.2 Version Control.....	8
1.3 Archival, Search and Retrieval.....	8
1.4 Permission and Security.....	8
1.5 Import.....	8
Chapter 2. System Concepts.....	9
2.1 Projects	9
2.2 Users	9
2.3 Groups	9
2.4 Roles	9
2.4.1 Reader.....	10
2.4.2 Writer.....	10
2.4.3 Manager	10
2.4.4 Administrator.....	10
2.4.5 Role specific functions summary.....	10
2.5 Access Control.....	11
2.6 Documents	13
2.6.1 Folders.....	13
2.6.2 Files.....	13
2.6.3 Revisions	13
2.6.4 Labels.....	13
2.6.5 Favorites.....	13
2.6.6 Zips.....	13
2.7 Page (User Interface) Layout.....	14
Chapter 3. Installation.....	15
3.1 System Requirements	15
3.1.1 Server hardware	15
3.1.2 Server software	15
3.1.3 Client software.....	15
3.2 Creating a SQL Server user.....	15
3.3 Installing Opus/W Document Database on Microsoft® SQL Server®.....	17
3.4 Installing Opus/W Document Web Site on your Microsoft® IIS.....	19
3.5 Installing License File.....	22
3.6 What's next?.....	22
Chapter 4. Getting Started.....	23
4.1 Sign In	23
4.2 Home Page.....	24
4.3 Sign Out	25
4.4 Change Password	25
4.5 Select and Switch Project.....	26
4.6 Help.....	27
Chapter 5. Search, View and Manage.....	28
5.1 Searching.....	28
5.1.1 Search folders/files	29
5.1.2 Search metadata.....	29
5.1.3 Search Revisions.....	30
5.2 Filtering and Sorting	31
5.2.1 Criteria.....	31
5.2.2 Filter.....	31
5.2.3 Sort.....	31
5.3 View and Manage Documents	31

5.3.1	Managing Folders.....	31
5.3.1.1	New folder.....	32
5.3.1.2	New file.....	33
5.3.1.3	Delete.....	34
5.3.1.4	Move.....	35
5.3.1.5	Add to Favorites.....	35
5.3.1.6	User Permissions.....	36
5.3.1.7	Group Permissions.....	36
5.3.1.8	Folder information.....	37
5.3.2	Managing Files.....	38
5.3.2.1	View Revisions.....	38
5.3.2.2	New file.....	39
5.3.2.3	Delete.....	39
5.3.2.4	Move.....	39
5.3.2.5	Add to Favorites.....	39
5.3.2.6	User Permissions.....	39
5.3.2.7	Group Permissions.....	39
5.3.2.8	File information.....	40
5.3.3	Managing Revisions.....	41
5.3.3.1	Download revision.....	41
5.3.3.2	Delete.....	41
5.3.3.3	Lock.....	42
5.3.3.4	Unlock.....	42
5.3.3.5	New Revision.....	42
5.3.3.6	Check In.....	43
5.3.3.7	Revision information.....	43
5.3.3.8	Add revision to Label.....	44
5.4	Favorites.....	45
5.4.1	View Favorites.....	45
5.4.2	Add file to Favorites.....	45
5.4.3	Remove file from Favorites.....	45
5.5	Labels.....	46
5.5.1	View Labels.....	46
5.5.2	New Label.....	47
5.5.3	Delete Label.....	47
5.5.4	Label information.....	48
5.5.5	Revisions under label.....	48
5.5.5.1	Add revision to Label.....	49
5.5.5.2	Remove revision from Label.....	49
5.5.6	Create zip.....	49
5.5.7	Download zip.....	50
5.5.8	View zip.....	51
5.5.9	Remove zip.....	52
Chapter 6.	Batch Operations.....	53
6.1	Batch in.....	53
6.1.1	Upload.....	54
6.1.2	View files inside.....	56
6.1.3	Batch in this file.....	57
6.1.4	Remove Zip.....	59
6.2	Batch out.....	59
6.2.1	Add.....	60
6.2.2	Create zip.....	62
6.2.3	Download zip.....	63
6.2.4	Folder information.....	63
6.2.5	Open folder.....	64
6.2.6	View files inside zip.....	64
6.2.7	Remove.....	65
6.2.8	Clean.....	66
Chapter 7.	Project Administration.....	67
7.1	Projects.....	67

7.1.1	Create	68
7.1.2	Delete.....	69
7.1.3	Project Information.....	69
7.1.4	Users in project.....	70
7.1.5	Groups in project	71
7.2	Users	71
7.2.1	Create	72
7.2.2	Delete.....	73
7.2.3	Add user to group.....	74
7.2.4	Remove user from group.....	74
7.2.5	Add user to project.....	74
7.2.6	Remove user from project.....	74
7.2.7	User Information.....	75
7.2.8	Change Password.....	76
7.2.9	Send email to user.....	76
7.3	Groups	76
7.3.1	Create	77
7.3.2	Delete.....	78
7.3.3	Group Information	78
7.3.4	Add group to project.....	79
7.3.5	Remove group from project.....	79
7.3.6	Users in group	79
7.3.5.1	Remove	80
7.3.5.2	Email.....	81
7.3.7	Send email to group.....	81
7.4	License.....	81
7.5	Activities.....	82


3. Pricing

Only \$995CDN≈\$995USD per server install.

4. Support and Software Upgrade

1 year unlimited e-mail support and product upgrade as new releases become available.

5. End User License Agreement

You need [Adobe Acrobat Reader](#) to access the [CNUX Opus/W Document EULA file](#) .

6. Trial Software

Trial software is available upon request with the following limitations:

- Trial software will operate up to 30 days.

Please feel free to request a copy of [CNUX Opus/W Document – Trial Version](#) now!

7. Release Notes

You can access the [Release Notes](#) here.

Trademarks

Microsoft, Visual Studio, Visual Basic, Visual C#, Visual C++, Visual J#, SQL Server and SharePoint are either registered trademarks or trademarks of Microsoft Corporation in the United States and/or other countries.